

ASCENT

cardiorespiratory diagnostic software



WORKFLOW & PHYSICIAN REVIEW

UNLOCK THE FULL POTENTIAL OF PATIENT CARE

Finding efficient ways to support patient needs begins with better workflow management. MGC Diagnostics has developed a complete workflow system which combines healthcare industry standards and best practices with flexibility and support.

MGC Diagnostics makes it easy to build and customize powerful workflow solutions to save time and effort – allowing the focus to be on the patient.



DATA COLLECTION

ASCENT™ CARDIORESPIRATORY DIAGNOSTIC SOFTWARE

Ascent software is at the center of MGC Diagnostics' workflow solutions package. This versatile software combines pulmonary function (PF) testing and cardiopulmonary exercise testing (CEPT), data review and reporting into one powerful application that sets a new standard for ease of use.



VISIT STATUS

ASCENT WORKFLOW

Ascent Workflow allows you to customize your workflow stages with ease, incorporating quality reviews and multiple touchpoints with physicians. Efficiently manage technologist, supervisor, and physician tasks through filters, visit status updates, and organized worklists.



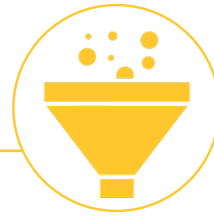
DATA REVIEW

ASCENTREVIEW™ PHYSICIAN REVIEW SOFTWARE

With AscentReview physician review software, the physician can review and interpret diagnostic test results, electronically sign and send final results to the Electronic Medical Record.



Ascent™ Software



At the core of MGC Diagnostics' Workflow Solutions is Ascent Cardiorespiratory Diagnostic Software. Improving patient assessment begins with precise and accurate diagnostic tests.

The Advantages of Ascent Software

ADHERENCE TO ATS/ERS GUIDELINES: Ascent software strictly follows ATS/ERS recommended guidelines for predicted, settings, and reporting. Your diagnostic processes align seamlessly with industry standards, ensuring credibility and reliability.

PRECISION CONTROL WITH INSIGHT™ QUALITY CONTROL GAUGE: Elevate the accuracy of your measurements with Ascent's Insight™ quality control gauge. Guarantee that every diagnostic test is conducted with the highest level of precision, providing confidence in the results.

ATS Scorecard		QC Grading Guidelines											
		1						2					
		1	2	3	4	5	6	1	2	3	4	5	6
FVC													
FVC Selected		✓	✓	✓	✓	✓	✓	✓	✓	✓	✓	✓	✓
FVC Selected		✓	✓	✓	✓	✓	✓	✓	✓	✓	✓	✓	✓
Acceptability													
Graph within 1 sec		✓	✓	✓	✓	✓	✓	✓	✓	✓	✓	✓	✓
BEV < 5% or 100 mL, whichever is greater		✓	✓	✓	✓	✓	✓	✓	✓	✓	✓	✓	✓
T8 to 90% flow time < 100 msec		✓	✓	✓	✓	✓	✓	✓	✓	✓	✓	✓	✓
Quality check within 1 sec		✓	✓	✓	✓	✓	✓	✓	✓	✓	✓	✓	✓
Incomplete inspiration prior to FVC		✓	✓	✓	✓	✓	✓	✓	✓	✓	✓	✓	✓
Quality check after 1 sec		✓	✓	✓	✓	✓	✓	✓	✓	✓	✓	✓	✓
Flow off screen (no screen not satisfied)		✓	✓	✓	✓	✓	✓	✓	✓	✓	✓	✓	✓
Repeatability (Qual. Ind.)													
FVC Test target values within 100 mL	A	34	82	134	128	90(A)	0	A	37	20(A)	0		
FEV1 Test target values within 100 mL	A	0	61(A)	160	95	97	46	A	0	53	25(A)		
Quality Acceptable													
A	<3	<150	58	61	22	25							
B	2	<150											
C	<5	<200											
D	<5	<250											
E	<5	<250											

COMPREHENSIVE EVALUATION WITH ATS/ERS SCORECARD:

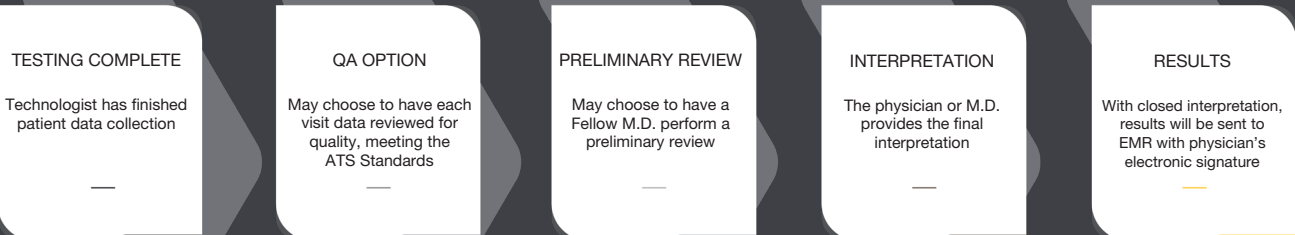
Ascent software includes an ATS/ERS scorecard, offering assessment of diagnostic performance. Easily track and measure the effectiveness of your diagnostic procedures, enabling continuous improvement.



Ascent Workflow



Ascent Workflow is a dynamic solution tailored to enhance the patient testing journey. With customizable visit status stages, our system provides a seamless experience from order to result. Users benefit from a clear and intuitive indication of the visit status at every step, ensuring transparency and efficiency throughout the entire process. Ascent Workflow empowers healthcare professionals to optimize patient testing, making the journey from order initiation to results delivery both customizable and straightforward.



NOT REVIEWED

QUALITY REVIEW

INITIAL REVIEW

FINAL REVIEW

COMPLETED
+ POSTED
+ LOCKED



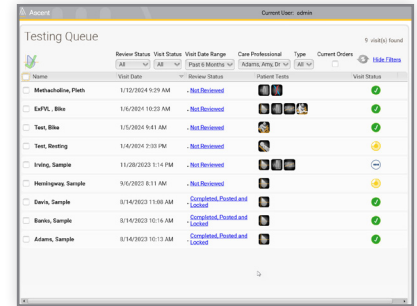
AscentReview™ Physician Review

AscentReview Physician Review Software streamlines healthcare interpretation. From personalized workflows to seamless IT/IS integration, it offers a user-friendly solution for an enhanced healthcare experience.

The Advantages of AscentReview™ Physician Review Software

CUSTOMIZABLE WORKFLOW:

- **Simple Filtering and Worklists:** Tailor your interpretation workflow to suit your preferences.
- **Quick Patient Visit Lists:** With filters and worklists, Physicians are presented with a list of patient visits.
- **Batch Reporting:** Select multiple patient visits and move through worklist seamlessly and rapidly.

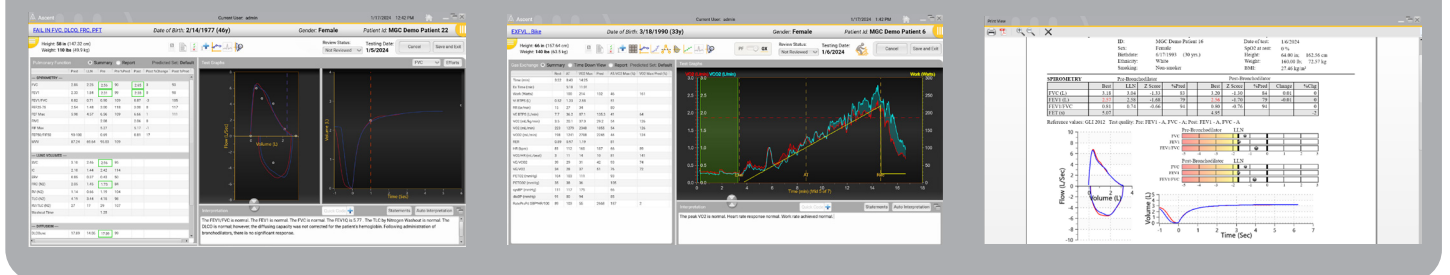


SAMPLE WORKLIST
shows a list of patient visits with filters

CLEAR DATA PRESENTATION:

- **Tabular and Graphical Views:** Easily understand data with clear presentation.
- **Customization Options:** Personalize parameters and graphical elements for insightful reviews.
- **Instant Access to Comments:** Collaborate seamlessly with quick access to technologist comments.
- **Immediate Trend Access:** Make informed decisions with instant access to trend data.

SAMPLE ASCENTREVIEW SCREENS



USER-FRIENDLY APPROACH:

- **Seamless IT/IS Integration:** Use your approved hardware without extra vendor requirements.
- **Unified Connectivity:** All diagnostic workstations, review stations, and HL7 interface software connect to one database.
- **Consistent Software Experience:** Maintain uniformity across diagnostic workstations and review stations.
- **Real-Time Results:** Diagnostic test results are available for immediate physician review.
- **Efficient Database Management:** Utilize Microsoft SQL Server without a dedicated server.
- **Automated Data Backup:** Reduce the risk of data loss and retesting expenses with automated backup.
- **Flexible Support:** Enhance flexibility with virtual server and clustering support.

SPECIFICATIONS FOR ASCENTREVIEW WORKSTATION

Operating System	<ul style="list-style-type: none"> Windows 11 (Professional, Enterprise edition or LTSB) Windows 10 (Professional, Enterprise edition or LTSB)
Processor	<ul style="list-style-type: none"> Dual Core or Greater
Hard Disk	<ul style="list-style-type: none"> 250+ GB recommended
Memory	<ul style="list-style-type: none"> 16+ GB recommended
Windows Display Properties	<ul style="list-style-type: none"> 1920 x 1080 (widescreen) recommended 1024 x 768 minimum
Other Hardware	<ul style="list-style-type: none"> 3+ USB-A ports
System Type	<ul style="list-style-type: none"> 64-bit OS and Hardware recommended

SPECIFICATIONS FOR ASCENTREVIEW FOR CITRIX, RDS OR VDI

Operating System	<ul style="list-style-type: none"> Windows 11 (Professional, Enterprise edition or LTSB) Windows 10 (Professional, Enterprise edition or LTSB) Windows Server 2012/2012 (R2) (64-bit)** Windows Server 2016** Windows Server 2019** Windows Server 2022**
Processor	<ul style="list-style-type: none"> Dual Core or greater recommended
Hard Disk	<ul style="list-style-type: none"> 100+ GB recommended
Memory	<ul style="list-style-type: none"> 16+ GB Recommended
Windows Display Properties	<ul style="list-style-type: none"> 1920 x 1080 (widescreen) recommended 1024 x 768 minimum
Network	<ul style="list-style-type: none"> TCP/IP networking installed
Virtual Machine Support	<ul style="list-style-type: none"> Yes

***Purchase of Ascent Server Licensing required.*

Proven Expertise

With a track record of excellence, we are trusted by healthcare professionals worldwide.



MGC DIAGNOSTICS CORPORATION, through its subsidiary Medical Graphics Corporation
350 Oak Grove Parkway St. Paul, Minnesota USA 55127-8599

© 2024 MGC Diagnostics Corporation or one of its affiliates. All rights reserved.

All specifications subject to change without notice. Products may vary from those illustrated.

MGC Diagnostics and its affiliates are equal opportunity/affirmative action employers committed to cultural diversity in the workforce.

Part# 061381-001 RevA